

---

---

---

---

---

---



---

---


---

---






Handwriting practice lines consisting of ten horizontal lines. The first line is a solid top line, and the remaining nine lines are pairs of solid top and bottom lines, creating nine rows for writing.













Handwriting practice lines consisting of ten horizontal lines. The first two lines are spaced widely, and the remaining eight lines are spaced more closely together.












Handwriting practice lines consisting of ten horizontal lines. The lines are evenly spaced and extend across the width of the page, providing a guide for letter height and placement.



















A series of 20 horizontal lines for writing, arranged in pairs of ten. The lines are evenly spaced and extend across most of the page's width.










A series of 20 horizontal lines for writing, arranged in 10 pairs. Each pair consists of two parallel lines, creating a total of 10 blank rows for text.





---

---

---

---

---

---

---

---



---

---

---

---

---

---


---


---

---

---







---

---

---

---

---


---

---

---

---

---



---

---

---

---

---



---

---

---

---

---



Eight horizontal lines for writing, arranged in a single column below the drawing box.



---

---

---

---

---


---



---

---

---

---





---

---

---

---

---

---

---

---


---

---



Handwriting practice lines consisting of ten horizontal lines. The first line is a solid top line, followed by a dashed midline, and a solid bottom line. This pattern repeats for the remaining lines.








---

---

---

---




---


---

---

---

Four horizontal lines are positioned in the lower third of the page, providing space for a short piece of text or a list.






A large, empty rectangular box for writing or drawing.

---

---

---

---





---

---

---

---






---


---


---

---











---

---

---

---





A blank sheet of lined paper with a decorative border. The border is composed of a series of small, vertical, rectangular segments that create a textured, woven appearance. The paper is ruled with horizontal lines, providing a guide for writing. The lines are evenly spaced and extend across the width of the page, leaving a margin on the left side. The overall design is simple and functional, suitable for use as a notebook or a writing pad.

